



Der er mange måder, at drive biavl på.

Vi har valgt en drift form der er sikker og enkelt, at gå til. Drift formen er ikke optimeret i forhold til maksimum honning udbytte f.eks. 2 dronningesystemer eller andet. Lyngtrækket er ikke indbefattet.



Forudsætningerne

- Tidens biavl har hovedtrækket i foråret, derfor skal bierne hurtigt i gang.
- Bier udvider hurtigst opad.
- DBF's varoa plan følges.
- Minimum 3-4 bifamilier og 2 aflæggere.
- 50% dronningeskift.



Februar



Bikalender

Februar



	1	2	3	4	5	6
7	8	9	10	11	12	13
14	15	16	17	18	19	20
21	22	23	24	25	26	27
28						

- Flyvespalten skal være fri, fjern evt. døde bier udefra med ståltråd eller en tynd træliste.
- Bierne skal ellers have fred og ro.

Marts

- Tjek fodermængde og foder om nødvendigt.
- Luk net bunden


Bikalender

Marts




	1	2	3	4	5	6
7	8	9	10	11	12	13
14	15	16	17	18	19	20
21	22	23	24	25	26	27
28	29	30	31			

- Den 24. Marts skal bunden være rensset.(Efter renselsesflugten).
- For trugstadets vedkommende renses bunden under yngellejet først når temperaturen er over 18°



Undgå dem her



April

Bikalender

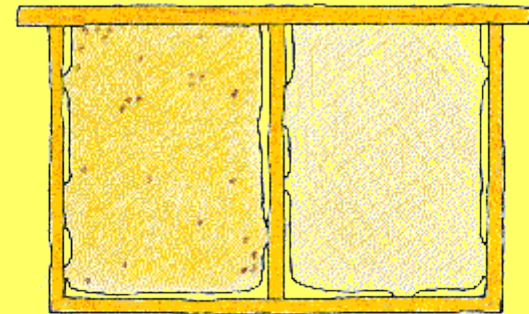
APRIL



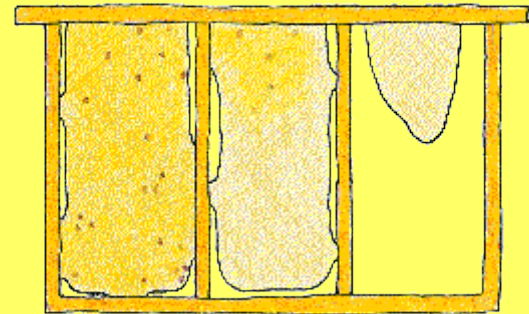
	1	2	3	4	5	6
7	8	9	10	11	12	13
14	15	16	17	18	19	20
21	22	23	24	25	26	27
28	29	30				

- Sæt dronetavle op til yngellejet.

Skær ud hver 10. dag

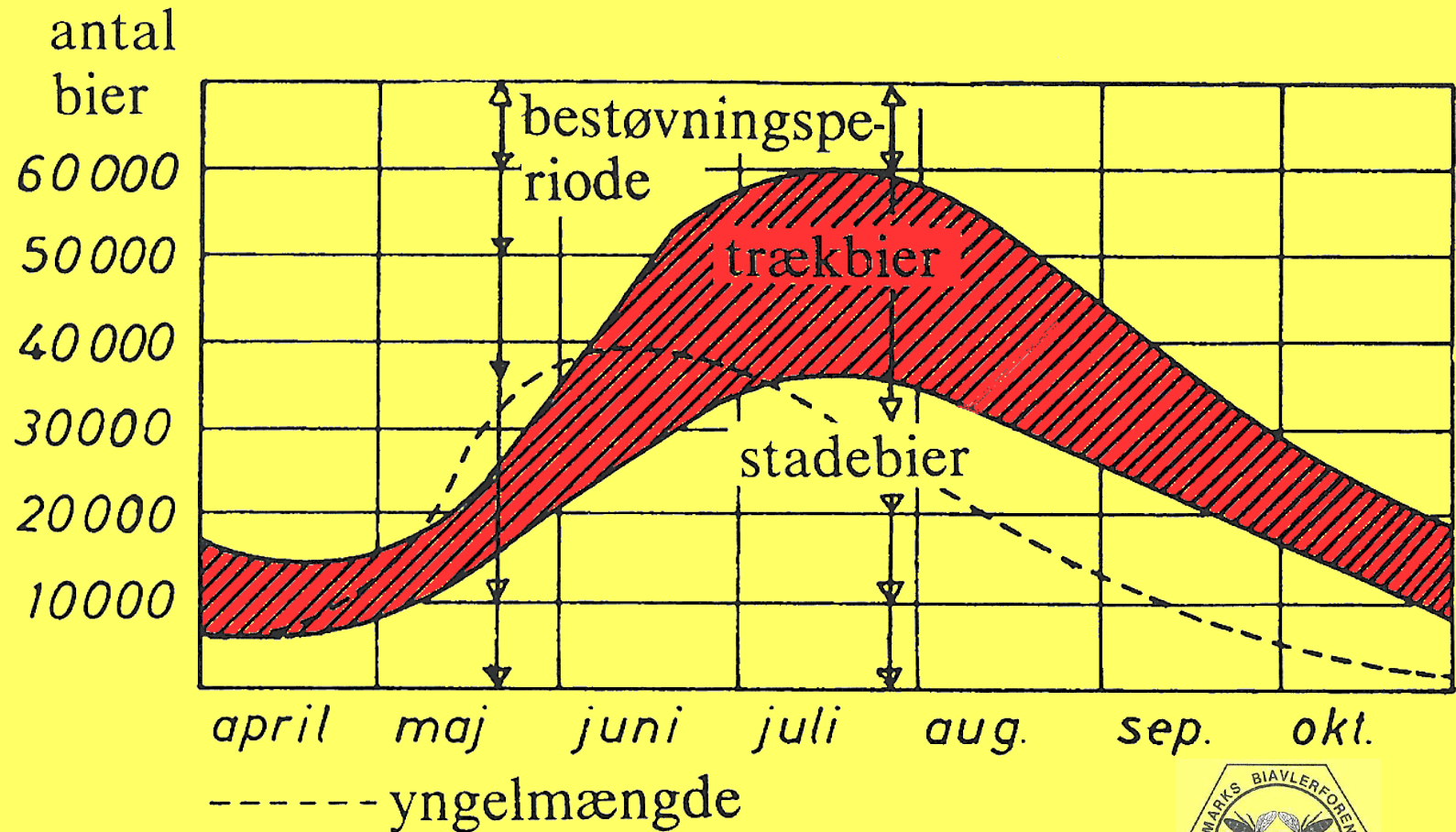


Skær ud hver 7. dag



Maj

Nu begynder der for alvor, at ske noget i familierne og for meget plads er bedre end for lidt.



Maj

Bikalender


MAJ




	1	2	3	4	5	6
7	8	9	10	11	12	13
14	15	16	17	18	19	20
21	22	23	24	25	26	27
28	29	30	31			

1. Maj skal bierne fylde 10 rammer for, at familien er stor nok til, at give et fornuftigt honning udbytte.

Er familien for lille, men ellers i orden slås den sammen med en anden lille familie.




Avismetoden



1. Udvidelse


I trugstadet kan udvidelsen foretages gradvist, men ved opstabling foregår det kassevis, så:

- Er familien stærk nok?
- Hvordan er vejrudsigten?
- Er der træk muligheder?


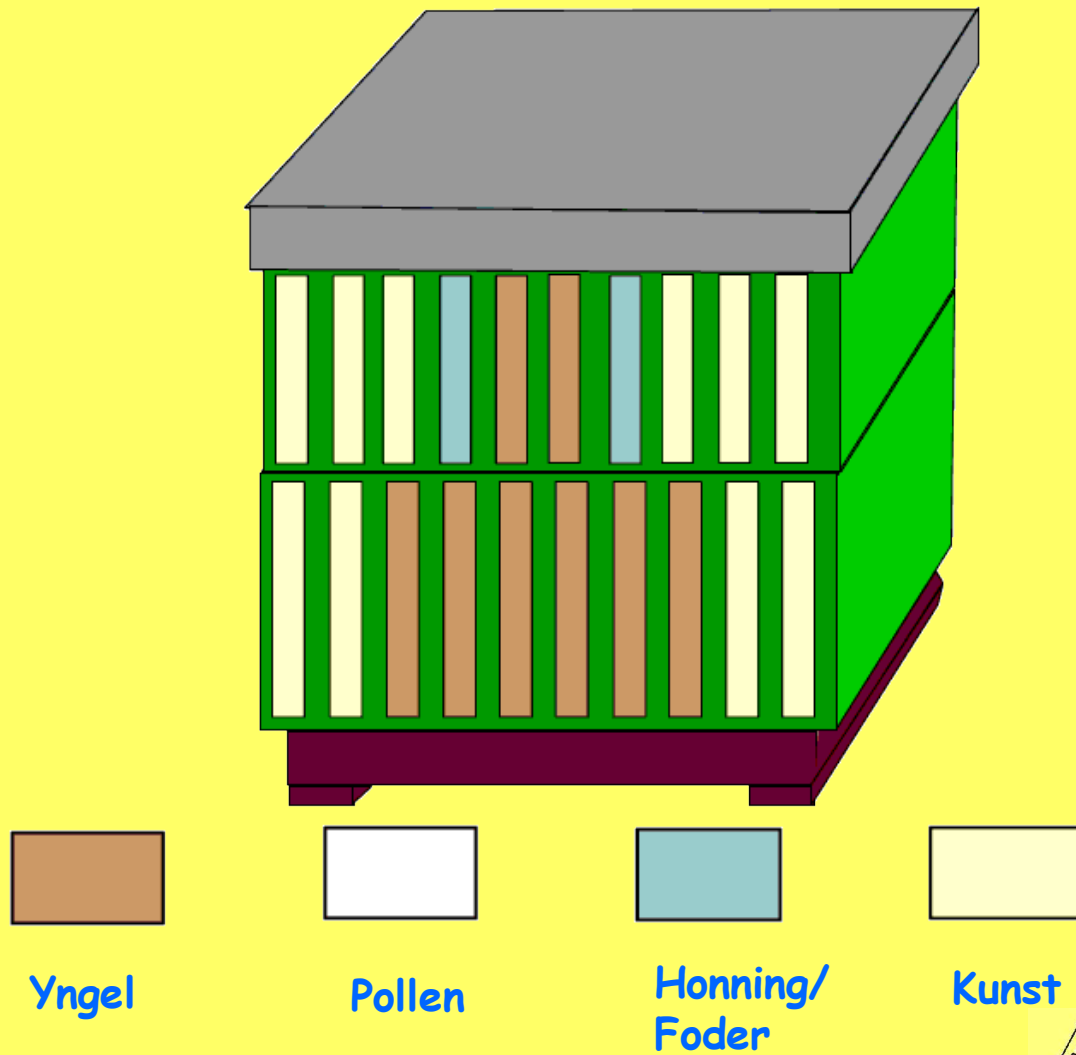


Er du i tvivl?

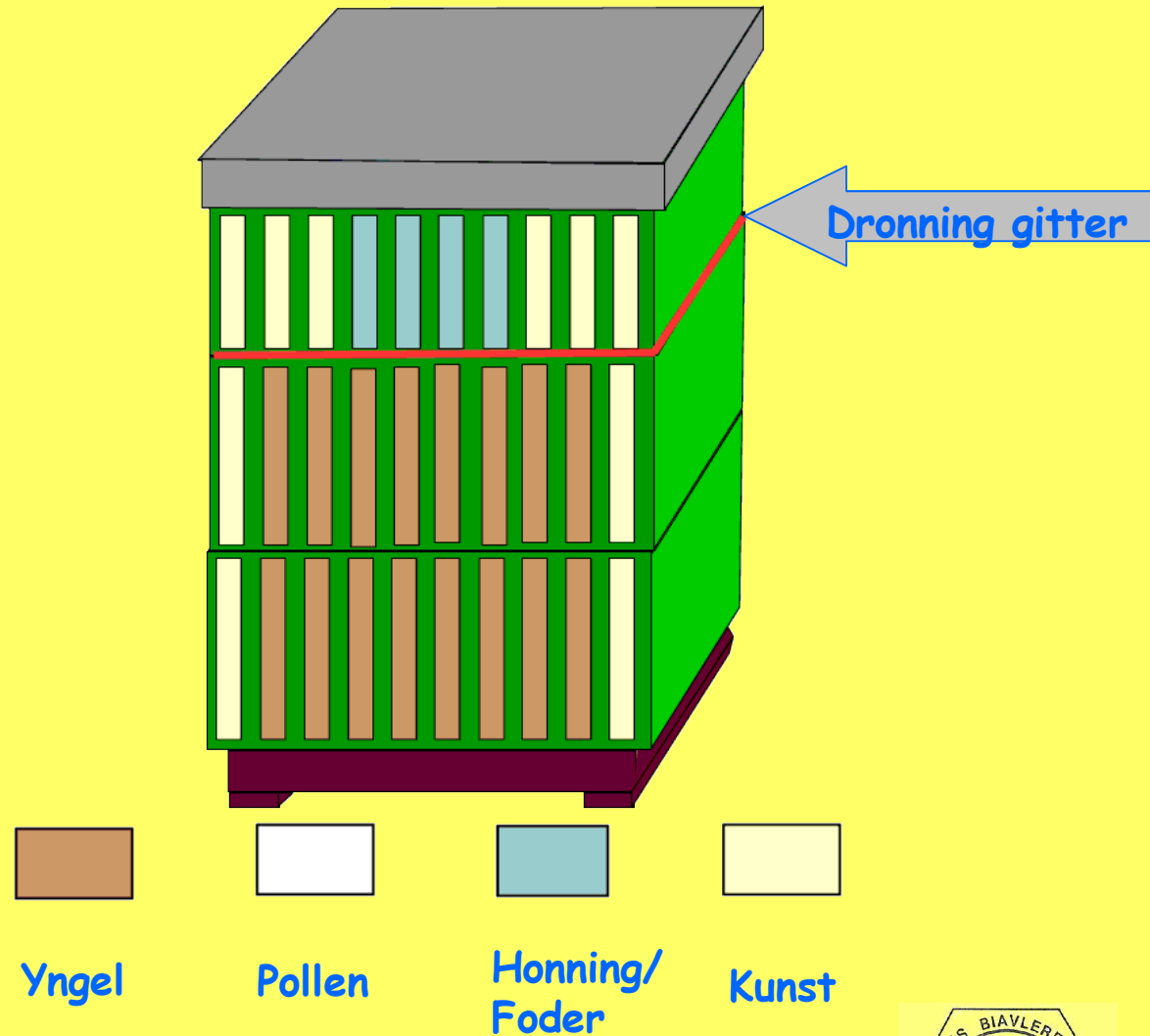
Læg en avisside mellem 1. og 2. kasse.




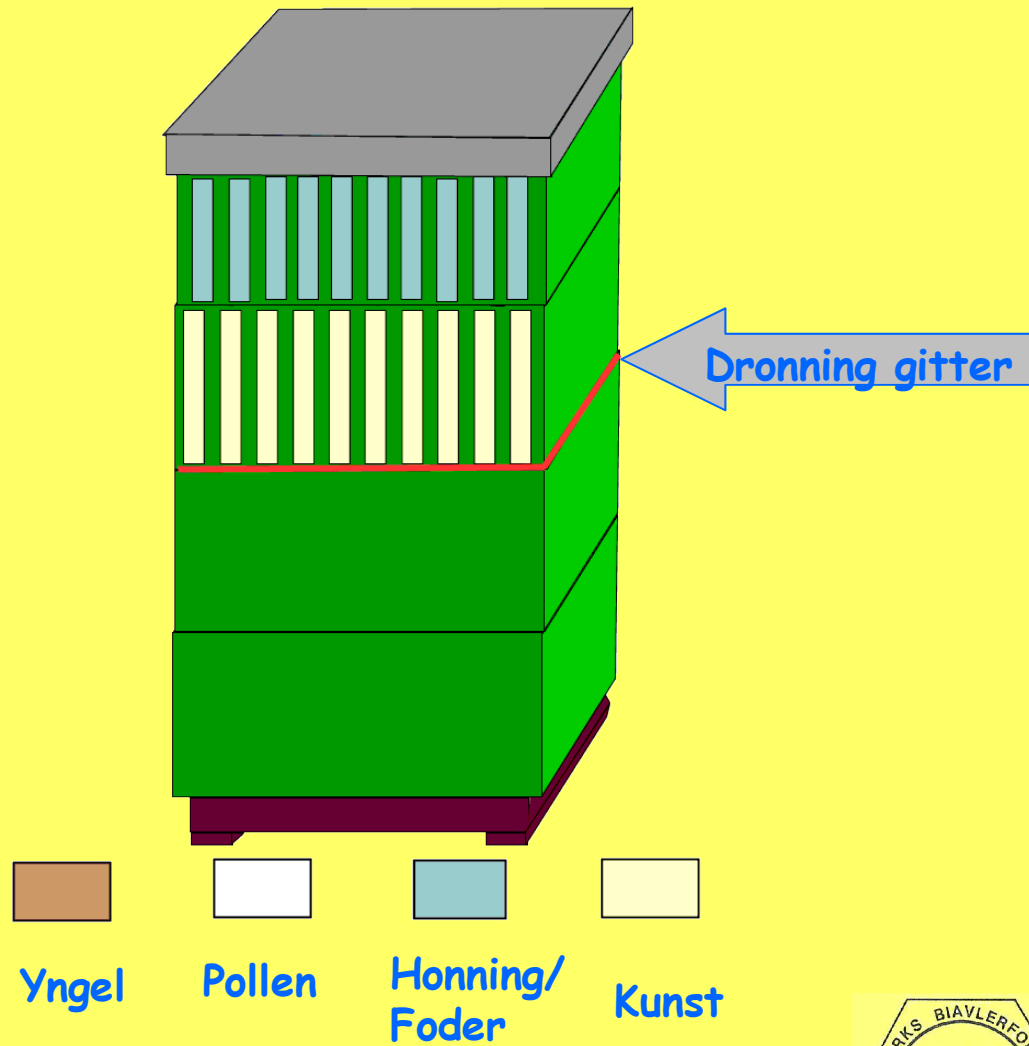
1. Udvidelse



2. Udvidelse.




3. Udvidelse.



Trugstadet 1. udvidelse

Opstablingsdrift i trugstadet.



Yngel



Pollen



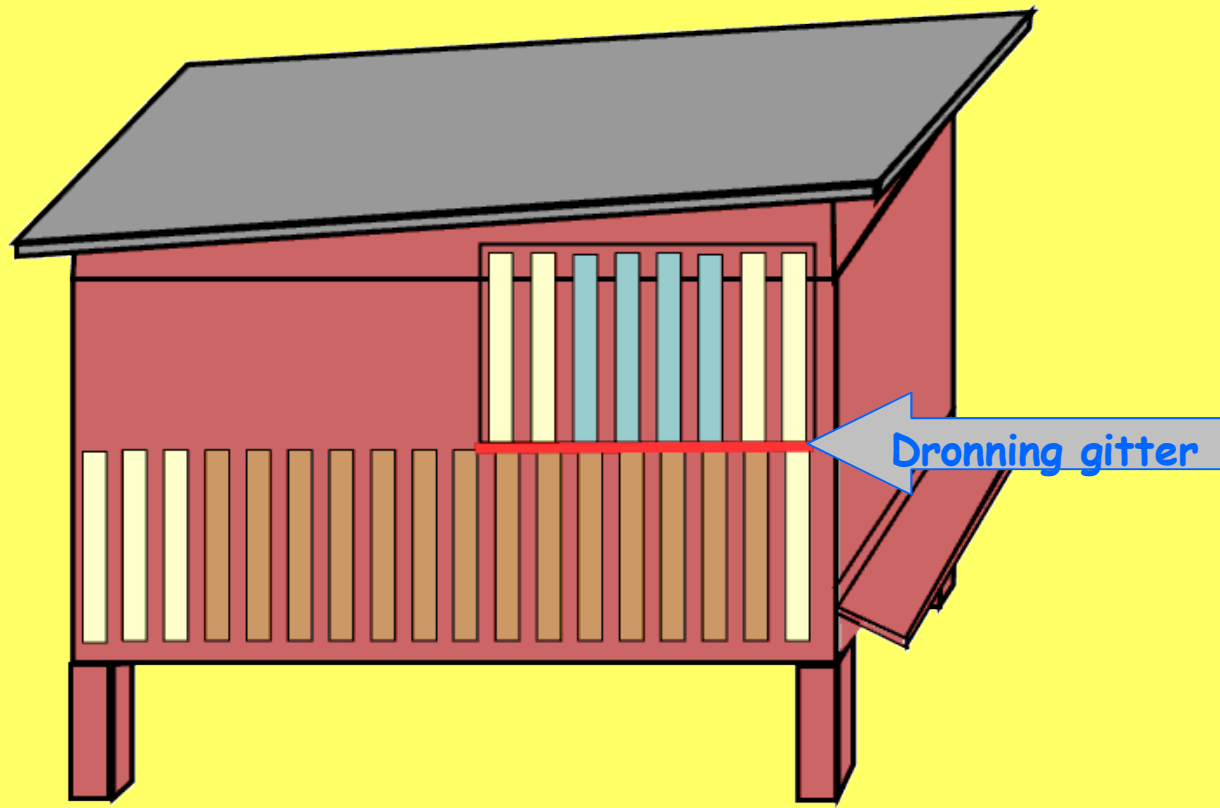
Honning/
Foder



Kunst



Trugstadet 2.udvidelse




Yngel



Pollen



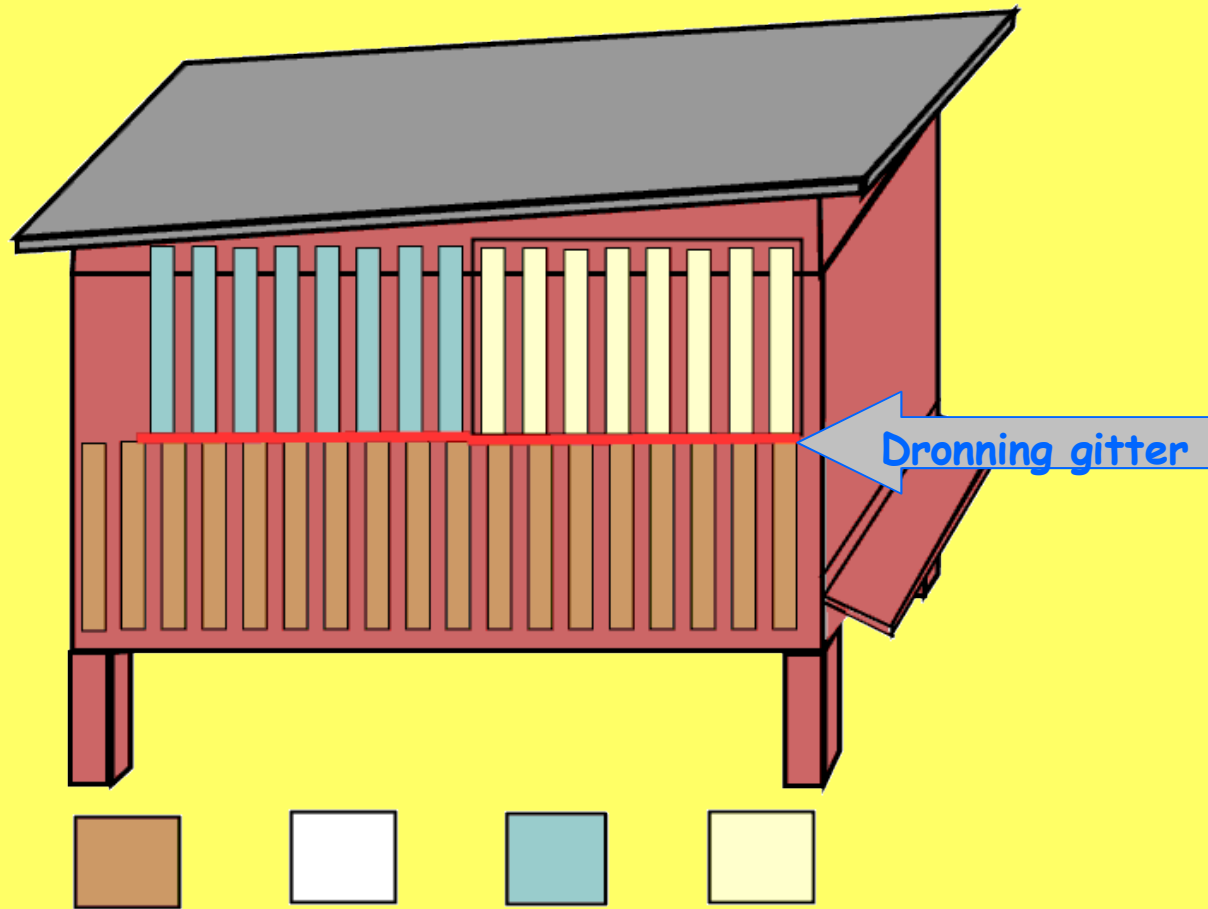
Honning/
Foder



Kunst



Trugstadet 3. udvidelse




Yngel

Pollen

Honning/
Foder

Kunst



Juni


- Slyng honning.
- Lav aflæggere.
- Begynd indvintring

Bikalender

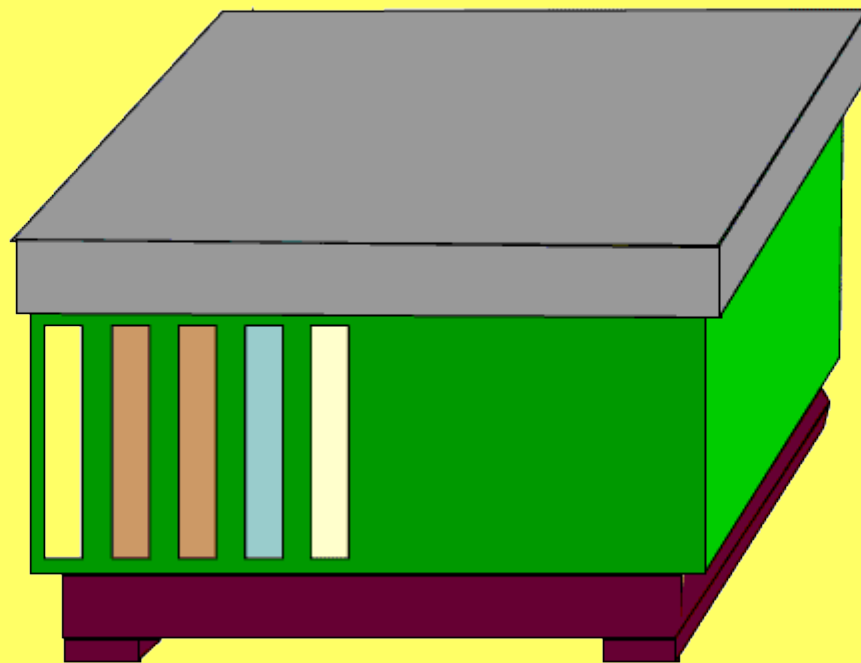
JUNI




	1	2	3	4	5	6
7	8	9	10	11	12	13
14	15	16	17	18	19	20
21	22	23	24	25	26	27
28	29	30				



Aflægger.



Yngel




Pollen



Honning/
Foder



Kunst

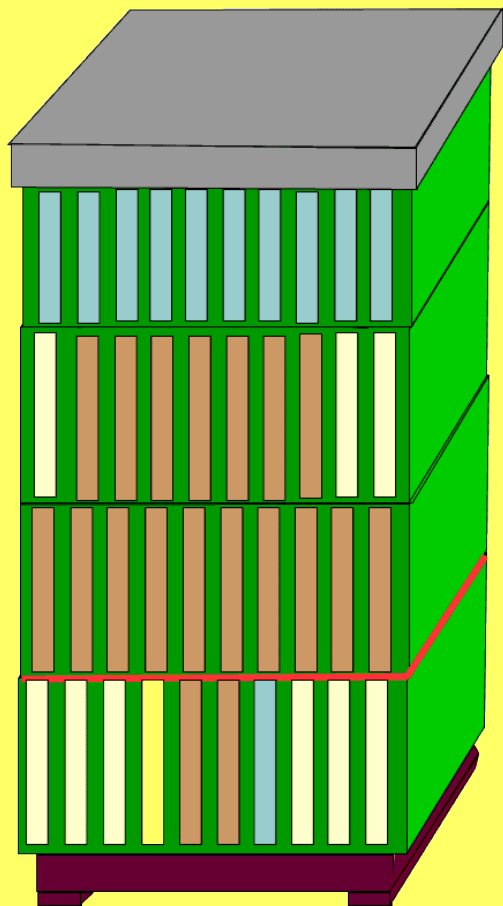


Tag honning fra.

- Brug bi tømmer.



Lav vinterlejet.



Bikalender
JUNI



	1	2	3	4	5	6
7	8	9	10	11	12	13
14	15	16	17	18	19	20
21	22	23	24	25	26	27
28	29	30				

Dronning gitter




Yngel




Pollen



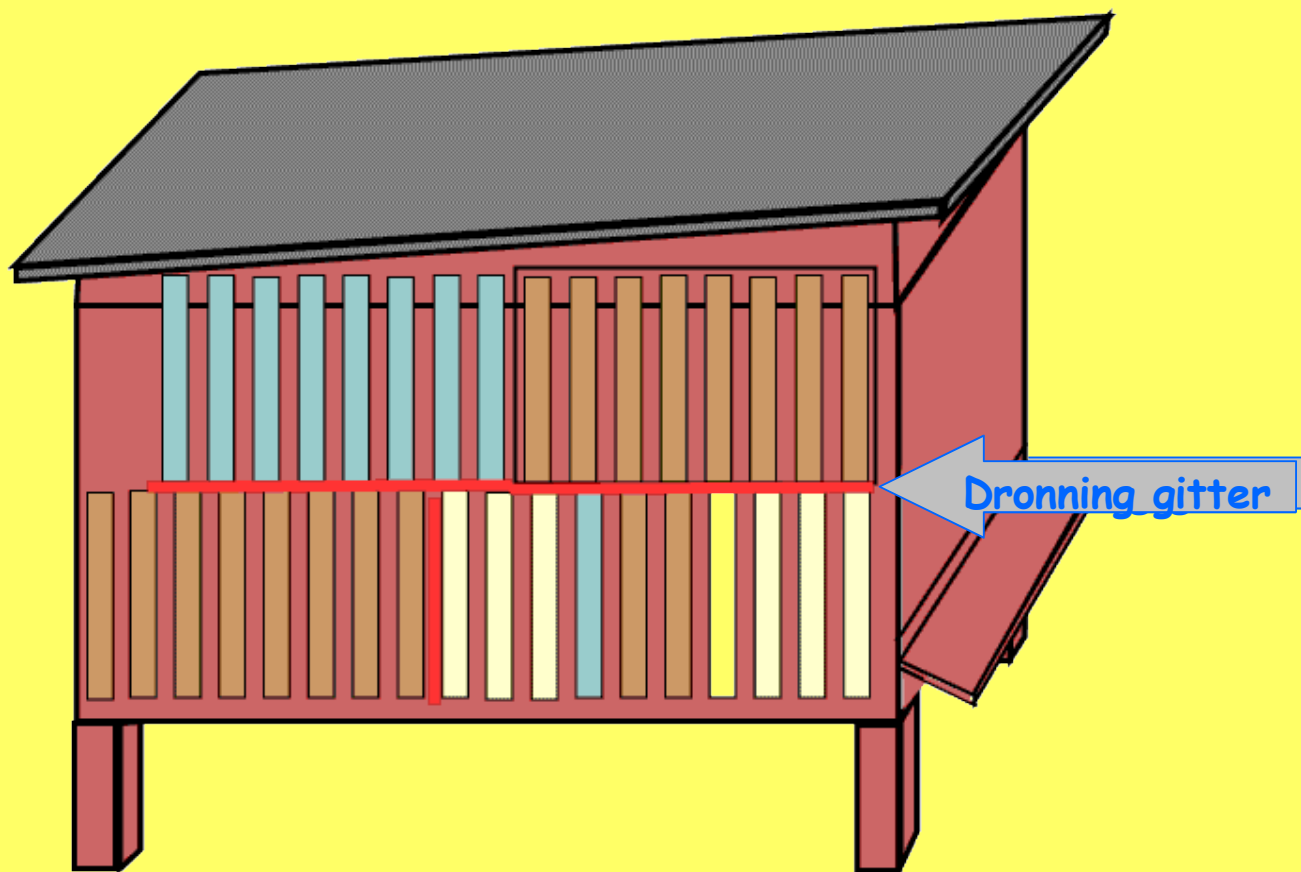
Honning/
Foder



Kunst



Vinterleje i trugstadet



Yngel



Pollen



Honning/
Foder



Kunst



Juli




Bikalender

JULI



	1	2	3	4	5	6
7	8	9	10	11	12	13
14	15	16	17	18	19	20
21	22	23	24	25	26	27
28	29	30	31			

Slyng færdig



August


Bikalender

AUGUST






	1	2	3	4	5	6
7	8	9	10	11	12	13
14	15	16	17	18	19	20
21	22	23	24	25	26	27
28	29	30	31			

- Fodring.
- Myresyrebehandling



Syrebehandling.



Fodring



Oktober.

- Sidste varoa behandling

Bikalender

OKTOBER



	1	2	3	4	5	6
7	8	9	10	11	12	13
14	15	16	17	18	19	20
21	22	23	24	25	26	27
28	29	30				

